



Holy Cross School

2 Athens Street
Wellington NZ 6022
Subscribe: <https://hcsmiramar.schoolzineplus.com/subscribe>

Email: administration@hcm.school.nz
Phone: 04 388 7189




Term 1 Week 7 Newsletter 2025

Principal's message

Talofa lava and kia ora e te whānau,

As we approach the end of Term 1, I'd like to take this opportunity to acknowledge and thank a few groups who have made a significant impact on our school this year. I also want to share some key events coming up and provide an update on the changes we are working through with the curriculum and structured learning.

Parent Support Group (PSG): A big fa'afetai tele lava to our PSG for already organising our first fundraising event. Our lovely community got to experience the emotional and highly recommended movie *Tinā* at the Roxy cinemas. It was exciting to see children, families and their friends all be in one place for such a special movie. Another fun fact about the film is that the Director Miki Magasiva is also an old boy of Holy Cross School! The PSG raised over \$1500.00 for the fundraiser and have started their Easter Raffle campaign this week too. Thank you for the countless hours and mahi you put in to make great things happen at our school. Arohanui from the staff, students and community.



Māori Whānau Rōpū: Over the past few years, the purpose of the rōpū has been to connect, share ideas, and explore ways to strengthen Te Ao Māori in our kura. They have contributed immensely by organising Matariki events, supporting our kapa haka, and helping to run our last two school hāngī. At the end of last year, we worked on aligning our pōwhiri process with Te Āti Awa Tikanga. This ensures that, as a kura, we are honouring our local iwi by following their tikanga. As a result, we are making some changes to our upcoming pōwhiri that are listed below.

Ka nui te mihi ki tō tātou rōpū whānau Māori mō ā koutou mahi, tautoko, me te whakapau kaha ki te whakarangatira i te ao Māori ki Holy Cross. He taonga nui koutou ki tō tātou kura, ā, e kore e mimiti te aroha me te mihi ki a koutou. Tēnā koutou, tēnā koutou, tēnā koutou katoa.

? Return to school to collect any bags, scooters, or bikes, which will be placed outside classrooms.

Parking:

? Please do not park on Athens Street, as it is narrow with limited space.


? We encourage families to walk up the zig-zag after the evacuation.

? If walking is not possible, please park on Townsend Road or Otaki Street.

Thank you for your cooperation in ensuring our emergency procedures run smoothly!

Celebration of Learning - Thursday 3rd of April

In Week 9, we will host a Celebration of Learning afternoon and evening, where our children can proudly share their learning from this term. This event is an opportunity for students to showcase their mahi, for whānau to have informal catch-ups with teachers, and for families to connect with one another.




Similar to our Meet the Teacher day at the start of the year, the event will have a flexible schedule. Parents, families, and friends are welcome to visit classrooms anytime between 2:00 pm and 7:00 pm, where students will present their work.

We will also come together for a shared picnic from 5:00 pm to 6:00 pm, so bring along some kai and enjoy this special time with our school community. We look forward to seeing you there!

Professional Learning and Development (PLD) for Staff at Holy Cross

This year, we will be engaging in extensive PLD to prepare for and implement the new Mathematics and English curriculum. As a staff, our focus is on introducing a structured literacy approach for students in Years 4–8. Our junior students are already benefiting from the Better Start Literacy Approach (BSLA), which is running in Rooms 11, 12, 7, and for the Year 3 students in Room 8.



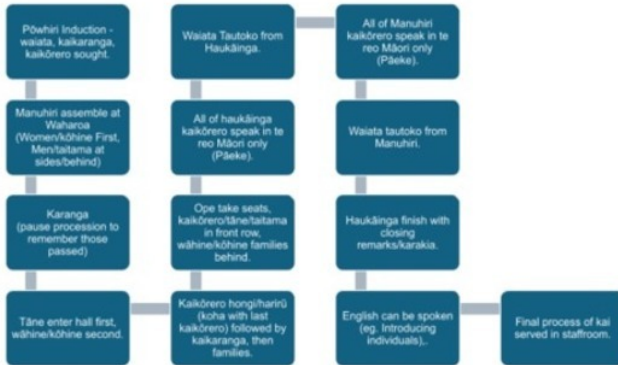
Pōwhiri Alignment to Te Āti Awa Tikanga

Te Rotokura (Holy Cross School)

Background:

Te Rotokura has used pōwhiri to welcome students, parents and staff for many years. Although this has served the school well, to grow and work with the manawhenua of Te Āti Awa into the future, alignment of the school's pōwhiri with the tikanga of the local iwi is needed. Utilising the expertise within the Māori Whānau Rōpū, Te Kāhui Ako Māori representative, school staff and parents a wānanga was organised to solidify the school's pōwhiri process with the following agreement.

Pōwhiri Process:



To note:

1. Both kaikōrero boys and kaikaranga girls for manuhiri meet at induction.
2. Men/boys are seated in front row of both Haukīanga and Manuhiri [for separate 'Paepae Tikanga' not whole of school]
3. English is only spoken after closing karakia.

Glossary:

- Manawhenua = Māori authority over the land
- Kaikōrero = male speaker, kaikaranga = female caller
- Haukīanga = home people, Manuhiri = visitors
- Hongi/Harirū = pressing of noses/hand shake
- Waharoa = Māori gate at entrance
- Ope = group that is moving

Tsunami/Earthquake Evacuation Drill - Friday 28th March

We will be practising our evacuation drill at 2:30 pm next Friday. This drill is an important opportunity for both our school and families to practise our emergency routines. As part of the drill, students and teachers will walk to the top of the zig-zag, where families will collect their children.



Emergency Contacts: If someone other than you will be collecting your child, please ensure their name is listed as an emergency contact at the office. We cannot release children to anyone who is not listed.

Pick-Up Instructions:

1. ? Pick-up time: Between 2:40 pm and 3:00 pm at the Athens Street/Otaki Street intersection.
? Check-in with a Marshall at the exit points on Athens Street or Otaki Street. A Marshall will collect your child and bring them to you.

We have begun this learning journey with Jenni Dittmer and Clarity Education. On the last day of term, we will participate in PLD for mathematics to explore how we can integrate our new maths resources, Prime Mathematics and Numicon, into the new curriculum while deepening our understanding of structured maths.

What is Structured Literacy and Maths?

Structured Literacy: is a way of teaching reading and writing that is clear, step-by-step, and based on research. It helps all children learn, especially those who find reading difficult.

Key Parts of Structured Literacy:

- **Sounds and Letters** – Teaching how letters and sounds work together.
- **Listening Skills** – Helping children hear and understand sounds in words.
- **Reading Fluently** – Practising reading smoothly and with confidence.
- **Word Meanings** – Learning new words and how to use them.
- **Understanding Stories** – Teaching ways to understand what is read.
- **Spelling and Writing** – Learning spelling rules and how to build sentences

Structured Maths: is a teaching approach that ensures students develop strong mathematical understanding through clear, step-by-step learning. It focuses on building knowledge in a logical order, making sure students master key concepts before moving on.

Key Parts of Structured Maths:

- **Explicit Teaching** – Teachers clearly explain maths concepts and provide guided practice.
- **Sequential Learning** – Math skills are taught in a logical order, ensuring students build on previous knowledge.
- **Hands-On Learning** – Using materials (like counters or number lines) to help students see and understand maths.
- **Problem-Solving Focus** – Encouraging students to think, ask questions, and apply maths in real-life situations.
- **Repetition and Practice** – Regular revision to strengthen understanding and confidence.

As we continue to work together as a school community, we are reminded of the importance of collaboration and the positive impact it has on our tamariki. Whether supporting their learning, participating in school events, or connecting with each other, every effort counts in making our school a place of growth and success.

“Mā te mahi kātahi ka whai hua.” Through working together, we will reap the rewards.

Thank you for your ongoing support, whānau. We look forward to the exciting opportunities ahead and the success we'll achieve together.

Ngā manaakitanga,
blessings to you all.



Tala Moemai

Catholic Character

DRS newsletter - St Patrick's Day

On Monday we celebrated St Patrick's Day at HCM.



We remembered one of the most famous saints and learned about the Trinity, Sign of the Cross and the Glory Be Prayer.

Saint Patrick was born in England, but when he was a teenager, he was captured by Irish pirates who took him to Ireland as a slave. After six years, Saint Patrick escaped and returned to England and his family.

“This is who we confess and adore, One God in Trinity of sacred name”

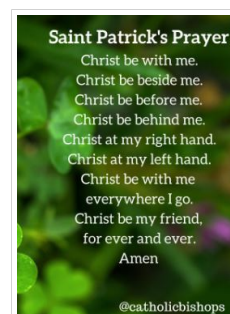
When Saint Patrick became a priest, he traveled back to Ireland as a missionary so that he could teach the people about God.

He died on 17th March, 461. One day, Saint Patrick compared the Trinity to a shamrock.

He said that the shamrock has three leaves, but it is only one plant. In the same way, God is three persons— Father, Son, and Holy Spirit—but one God.

God used Saint Patrick's kidnapping to convert the Irish people.

In our lives, God uses the bad times to bring about a good we do not always see. We must be patient and trust Him.





THANK YOU for your gold coin donations - we raised \$ 177.60

which will be donated to Caritas

Year 7 vision testing

Year 7 Vision Screening - Information for parents

Te Whatu Ora, Health New Zealand provides a vision screening programme for all Year 7 students.

- **Vision** – pupils will be advised of results at the time of screening. If further assessment is recommended you will be notified by mail.
- **Children who wear glasses and/or are under professional care and have regular checks will not require a vision check from our service.**

Non-consent – please notify your school if you do not want your child being screened.

This screening is not a full assessment of your child's vision. If you have any concerns, please see an optometrist.

Our Year 7 students vision will be tested on Thursday 27th March. If you do not consent to this, please contact the office.

Whole school evacuation

WHOLE SCHOOL EVACUATION - PARENT PICK UP

On Friday 28th March at 2.30pm we will practice our whole school earthquake/tsunami evacuation ending with parent pick up from the top of the zigzag on the corners of Athens and Otaki Street.

We ask all parents or named emergency contacts to pick up your child from the top of Athens Street between 2.40pm-3.00pm and then return to school to collect scooters/bags etc.

We also remind parents NOT to park in upper Athens Street. It is a very narrow dead end street and having cars drive up and down creates a significant hazard for the children.

Today we have also sent home a notice outlining the steps when collecting your child from the top of the zigzag location.

Please take a moment to read this.

If you have any questions or you need to update cell phone numbers for yourself or emergency contacts please contact the office.

Celebration of Learning

Holy Cross School invites you to our...

Celebration of Learning

Anytime between 2pm - 7pm

with a Picnic Dinner from 5pm-6pm

on 3rd of April

Holy Cross School

Room 3

It's already been a busy week in Room 3. On Monday we did an amazing job of dressing in green to honour the patron Saint Patrick. We are also preparing our Class assembly on him for Friday next week. Teacher Pam has been doing some great Art with us, you can see it on the wall in room 3. We also have our class mascots - Mister Monkey and Matua Teddy, some of us even get to take them home, we must remember to return them to school. In maths we are learning about multiplication, using arrays, how to tell the time using an old-fashioned clock called an analogue clock. We also learnt about using describing words called adjectives to make our writing more interesting for the person reading it. Everyday is exciting!

- By Room 3 class and Miss Catherine



This week in ruma toru we have been thinking and learning about how earthquakes can change the land. We read about 3 cows that were stranded up in the air on an island of dirt and grass. We used our summarising and sequencing skills to pick out the main points and put them in order with some great descriptive language: "rumbling, destroyed, ruptured, chaotic". We've been building on our knowledge of multiplication and making out of materials our equations to help us solve them using different strategies.

Combing our communication and team work skills we applied our knowledge of what makes a strong earthquake proof building to create structures out of spaghetti. It was harder than it looks! It even put some of us into the red zone! We worked through our frustrations of collapsing structures and breaking spaghetti to collaboratively create some stable and unique designs.



Yesterday with Pam we made earthquake-proof buildings. I was in a team with Hope, Nitya and Sophie. The structures were made out of spaghetti and play-doh. We had to choose a base to make sure that it doesn't break. We choose a triangle base. Once we made the triangle part, we decided to turn it in to a square with a triangle in the middle. Everyone said it was amazing, and that it looked like a galaxy. We did not give up!

By Nora Herman


Room 5

Room 5 have been really busy this term so far. In literacy we have been working on our reading skills locating key information in fiction and non fiction texts. We have also been writing using our imagination and writing to entertain our audience.

In Maths we have been working on Number patterns, factors and multiples and over the last few weeks Geometry focusing on Angles and shapes.

We have been busy in the garden and the kitchen in Garden to Table honing our skills in both areas as well as creating some really yummy food each session. We are hoping to be able to visit the Remakery in Lower Hutt and Epuni School Garden to look at another schools' gardens and get ideas how we can best use ours!

We have been using technology to create presentations introducing ourselves as well as finding information about Chinese New Year. In Art we have made portraits focusing on our individual interests.



Room 8

Dear Whānau

This term in Room 8 we have been doing lots of learning and fun things.

In maths we have been learning how to write numbers in words. We have also been learning our directions. The year 4's have been using the Prime books to solve equations. I think they are really fun.

We have been solving equations on the board. The year 3's have been learning sum and difference.

We have been using the computers to watch videos for education.

We have been learning about the Enormous Crocodile and the lessons he can teach us.

We have been going to Garden to Table and we did cooking and eat the food that we make. It is very yummy. We have been learning how to cook. We have learned how to use secateurs.

We did a Science experiment called Popcorn. We have used a microscope. We have done an oil experiment with food dye. Science is fun and we are learning stuff from the science. We think it is fun and satisfying. It is interesting too.

We have been learning how to extend sentences in our writing. We have learned how to use when, who, what and where in a sentence. We have been doing spelling and sounds together and different ways of writing them. We have been learning about sounding out words so that it can be easier to write. We have been using a green pen and highlighters in our writing to fix up our mistakes.

In art we have been doing our face portraits with one half a photo of our face and the other half drawings of our face or things we like.

We have liked doing all of these things this term and we can't wait until next term.

From Room 8



Garden to Table

**GARDEN
TO TABLE**  **GROW,
HARVEST,
PREPARE,
SHARE**

In the kitchen...

This week in the kitchen on Tuesday the year 4's made Cheesy Green Fritters. First we chopped greens. They were spinach, silverbeet and sorrel. Next two people made the batter while the others were chopping the greens. We also added cheese into the batter. Then we chopped some spring onion. Then Sonya fried the fritters. And then fritters got placed onto the plates. And also there was some mayonnaise sauce on the plate so that we could dip the fritters in the sauce. Then all the year 3's who were in the garden came into the hall so we could all eat together. It was amazing. By Dhreya

On Tuesday the year 4's were cooking in the kitchen. Some people cut, some people were grating and some were mixing. Half of the people were cutting all the greens. We used cutting boards and knives. Lastly we ate the Cheesy Green Fritters. I loved the Cheesy Green Fritters. By Giana

This week in the kitchen we made Cheesy Green Fritters. First we chopped some greens called silverbeet, sorrel, spinach and basil. Next we made the batter in a bowl. We used milk, eggs and cheese. Then we put the greens in the bowl and mixed it altogether. It was amazing! Lastly we all ate all together. They were magnificent! By Ishaani

In the garden...

Garden to Table by Hana-Lucia

"Hi Mum, yesterday I had garden to table" I said. "What did you do?" Mum asked. "I was in the garden" I told her. "We looked in the compost" I said. "What did it look like?" she said. "There were lots of bugs and soil. I heard lots of bird sounds" I said. "I used the secateurs. I had to be very careful" I said. "Sounds fun" she said. "It was so much fun" I told her. "What food did you see?" she asked me. "I saw rotten apple and banana skins but I saw bread and it is not allowed to be in there" I said. "OK. Sounds cool" she said.

On Tuesday the year 3's were doing jobs in the garden. We cut dried leaves. And then we tipped the dried leaves into the compost. Lastly we had Cheesy Green Fritters with mayo at the side. By Rohan

On Tuesday we year 3's were cutting apples and rhubarb. We put apples and rhubarb in compost. Olivia was mowing the lawn with the lawn mower. By Tyrese

On Tuesday GTT day we cut up some ingredients in the garden and mowed the lawn. In the end we all got some food. After that we went back to R8. By Jarvis



https://hcsmiramar.schoolzineplus.com/_file/media/5707/cheesy_green_fritters_3_.pdf

Garden to Table!

This morning in GTT, before we did our garden task we wrote about the signs of autumn.

The signs are that the leaves change colour and fall off trees, there is also change in weather and temperature drop.

We learnt this because it is March, one of the months of autumn!

After that, Hosanna and I went to get the school bucket. We emptied it then gave it a good rinse, because of how smelly and dirty it was. Then we brought it back to the gate. Later on I went to check on what everyone else was doing.

Larkham and Tyler were watering the corn and then they measured the temperature of the compost.

Alex and Alina chopped weeds from the garden bed and watered the other garden bed near the kitchen. Thinbeth and Rory cut weeds the whole time, and Thinbeth told me he hated secateurs!

Robbie, Niki, and Isabella were cutting grass.

Isabella also helped Nyakua make a sign for the school compost bin because some of our school neighbors weren't putting the right things inside of it, like plastic and bread.

It was almost the end of our gtt session and we went back inside our gtt class and tasted some really nice, sweet and tasty apples!

Then Olivia showed us a bucket of some nice banana skin and water which was made today and which will soon be turned into a good fertilizer.

And that was my GTT session, I had a great morning in the garden!

Sports reminder

Reminder that registration for Term 2 sports are due in at the end of next week (Week 8)

Sports available are:

Basketball Year 3-8 for boys / mixed teams - there will be a cost for these teams. \$500.00 per team divided evenly by the amount of players who register.

Basketball Year 5-6 and 7-8 girls - these teams are both fully funded by the UP foundation.

Netball Year 5-6 and Year 7-8 - fully funded by the UP foundation.

Each team that we register requires an adult to supervise and ensure there are enough players available each week.

If we do not have parent support we **cannot** register the team.

Thank you for your support.

Netball Umpires



We are looking for people who are able to help our school netball teams by umpiring games on a **Saturday morning from 9-12pm:**

- Year 7-8 usually 9am games.
- Year 5-6 either 10.30am or 11.30am games.

We are required to provide an umpire per team, probably 3 teams in order to register our teams in the competition.

This is an opportunity for college students or older adults who are able to umpire (know the rules) and are keen to do so. There is a small payment for each game you umpire for giving your time.

Please let Clare know as soon as possible as Winter Netball begins the first weekend of Term 2.

Many thanks.

(Clare James - Room 5 Teacher & Sports Coordinator HCM)

Birthday Celebrations



Happy Birthday to the following students who are celebrating their Birthday over the next couple of weeks:

Isabel, Hope, Amari-Jo, Curtis and Cleo

Community News

https://hcsmiramar.schoolzineplus.com/_file/media/5648/cb01105_schoolsparkingflyersupdatechinese_01.01_2_.pdf

https://hcsmiramar.schoolzineplus.com/_file/media/5649/cb01105_schoolsparkingflyerupdatemaori_01.01.pdf

https://hcsmiramar.schoolzineplus.com/_file/media/5725/23_march_2025_final_compressed.pdf

https://hcsmiramar.schoolzineplus.com/_file/media/5726/83._mass_roster_holy_trinity_april_25_compressed.pdf

The Rock Academy

April Music Holiday Programmes

Fun Music Holiday Programmes @ EBIS

Looking for an engaging holiday programme for creative and musical kids? Our programme includes:



Busking trips to build confidence (and earn pocket money!)



Rock Band School & songwriting sessions (Thursday)



Fun activities—perfect for singers, guitarists, ukulele players & keyboardists



All levels welcome—from beginners to advanced



Table tennis & four square in the EBIS hall



Week 1: April 15th–17th. Tuesday to Thursday



Week 2: April 22nd–24th. Tuesday to Thursday

Contact: Geoff@therockacademy.co.nz |  021 565 750



Wellington Harriers Children's Cross Country

Our Open day is Saturday 5th April at 1.45pm.

We meet at that the Wellington Harrier Club rooms on Alexandre Road Mount Victoria.

The season will start with a relay (Donaldson Memorial) near our club rooms on Mt Victoria. This relay race is a fun introduction with mixed teams of adults and kids, laps are about 1.5k, and new members are very welcome to come along and give it a go!

We offer two midweek after school cross country trainings, run by Athletics New Zealand Accredited Coaches.

Close to our clubrooms we are lucky to have 8 different training locations, providing lots of variety to keep trainings interesting and fun! Our clubrooms couldn't be in a better spot. They're also a fun place to hang out in, before and after training. A pool table, table tennis table and foosball table are also available for indoor amusement.

We also assist with training for primary/intermediate age children competing in the school's cross country competition and help with fitness for other sports.

Our races are held on Saturday afternoons except for Wellington Cross Country Champs. They are held on a Sunday.

There are 5 club races and 7 interclub races. throughout the season and entry to these races is free. (Note interclub races are only open to club members). The membership period lasts for 12 months so if you join in the winter it also covers the summer athletics program which is held at Newtown Park.

Register at - <http://www.whac.org.nz>



Creative Writing Workshop

Get creative at Katherine Mansfield House & Garden!

Are you a 10-14-year-old who loves writing? Find inspiration and learn new tools for getting creative at our April School Holidays creative writing workshop.

Morning session: 14 April, 9.30am to 12.30pm
Afternoon session: 14 April, 1.30pm to 4.30pm

Or make a day of it and register for both! \$25 per session, includes snacks, writing materials and a qualified tutor.

Find out more and register at www.katherinemansfield.com

KIDS AUTUMN ART HOLIDAY PROGRAMME

THE LEARNING CONNEXION
School of Creativity and Art

Whether you are working or just need a break, TLC's Kids Art Holiday Programme is timed just right to keep your kids happy, engaged & having creative holiday fun!

Times: 9AM to 3PM Cost: \$65.00 per day Age: 5 to 13 year olds

WEEK ONE: MON 14TH TO THURS 17TH APRIL



LEAF SPRAY PAINTING

Let nature spark creativity! In this hands-on activity, young artists can arrange leaves on paper and spray colourful paints. Lifting the leaves reveals beautiful negative images of the leaf shapes surrounded by vibrant colours. Who knew nature could look so artistic?



FANTASTICAL HOUSES

Your child's dream house just got magical! They will use their creativity to design a whimsical house. With all sorts of art supplies, they'll craft a home that's as fun and fantastical as they can imagine. Fairy cottages, castles in the sky - what will your child create?



AIR DRY CLAY JEWELLERY

Is your child ready to create one-of-a-kind jewellery that's as unique as they are? In this fun activity, they'll shape and mold air-dry clay into beautiful, custom pieces. Whether it's rings, necklaces, or bracelets, your child will craft something special to wear and show off.



AUTUMN EMBROIDERY

Create an autumn wonderland using soft felt, colourful threads, beads, and wool! Your child can design beautiful scenes or animals, allowing for creativity and self-expression in a fun, hands-on activity. What cosy and colourful creation will they bring to life?

182 Eastern Hutt Road, Lower Hutt, 5019

To book your child's space head to www.tlc.ac.nz

KIDS AUTUMN ART HOLIDAY PROGRAMME

THE LEARNING CONNEXION
School of Creativity and Art

Whether you are working or just need a break, TLC's Kids Art Holiday Programme is timed just right to keep your kids happy, engaged & having creative holiday fun!


Times: 9AM to 3PM Cost: \$65.00 per day Age: 5 to 13 year olds

WEEK TWO: TUES 22ND TO THURS 24TH APRIL



COLLAGE CRITTERS

Your young artist will unleash their creativity as they design animals using colourful paper, fabric, and a variety of fun materials. In this exciting collage activity, they'll piece together different textures and shapes to bring their favourite animals to life. What wild and wonderful creature will they create?



BUILD A ROBOT: RECYCLED FUN!

Your child will design and build their own robot using wooden blocks, hammers, nails, screws, cardboard, and fun recycled materials. From buttons to bottle caps, they'll transform everyday items into a one-of-a-kind creation. This hands-on activity sparks imagination while giving new life to recycled materials. Who knows what kind of robot your child might create?



POP ART PRINTMAKING

Your child will create bold leaf, animal, or abstract prints while exploring colours that make their artwork pop. This fun, hands-on activity lets young artists experiment with printmaking and colour in exciting new ways. What vibrant and creative prints will they bring to life?

182 Eastern Hutt Road, Lower Hutt, 5019

To book your child's space head to www.tlc.ac.nz

MINECRAFT Information!

Promotion runs from 11th April - 27th April

Scavenger Hunt Information

Scavenger Hunt can be completed in your own time, can be done within an hour or over a couple days, but must be completed before 27th April.

5 -12 Years Old Prize: 4 tickets to "A Minecraft Movie" + \$50 Light House Cinema Petone Voucher

13 Years Old + Prize: 4 tickets to "A Minecraft Movie" + \$50 Light House Cinema Petone Voucher

Building Competition Information

Please send in screenshots or a picture of your chosen building, and email it to: info@jacksonstreet.co.nz

\$100 prize to the winner of the Building Competition

Label the email appropriately. Make sure to have your name and mobile phone number included in your submission

The building can be done on either Minecraft Java Edition or Bedrock Edition. No Mods, Add-Ons, or Texture Packs can be used. Can be built in Creative or Survival Mode

Winners of Scavenger Hunt and Building Competition will be notified via email. A text message may also be sent from the Jackson Street Programme



CONTACT US IF YOU HAVE ANY FURTHER QUESTIONS

The Jackson Street Programme
274b Jackson Street, Petone
Phone: 04 939 281 Email: info@jacksonstreet.co.nz



DISCLAIMER: THIS PROMOTION IS NOT AFFILIATED WITH, ENDORSED BY, OR SPONSORED BY MOJANG STUDIOS, MICROSOFT, OR MINECRAFT. ALL TRADEMARKS, LOGOS, CHARACTERS, AND BRAND ELEMENTS ARE THE PROPERTY OF THEIR RESPECTIVE OWNERS.

